

# 800 SERIES "Nu-Twist"® ADAPTERS

T.J. Snow Co. (423) 894-6234; FAX: (423) 490-2417 (authorized distributor CMW Inc.)



## MAKE JOB CHANGES QUICKLY AND EASILY—WITHOUT COSTLY LOSS OF PRODUCTION

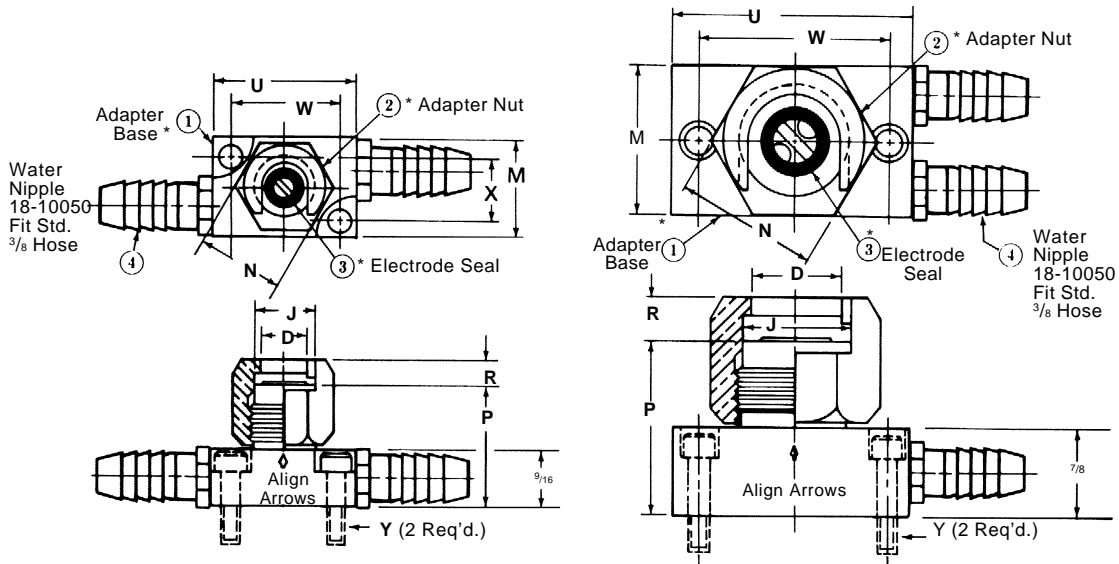
### CMW "Nu-Twist"® FEATURES

1. The hex locking nut may be tightened or loosened effectively by hand or wrench for easy replacement of electrodes.
2. "O" ring seals provide water tight connections.
3. Double groove construction in bore or locking nut accurately aligns and locks the electrode in position with a maximum of a turn and one half.
4. Through use of baffles in adapters and in electrodes over 1" long efficient cooling is effectively achieved.
5. All components are of corrosion-resistant alloys.
6. Maintenance costs are unusually low.

#### NUMBER 1 SIZE

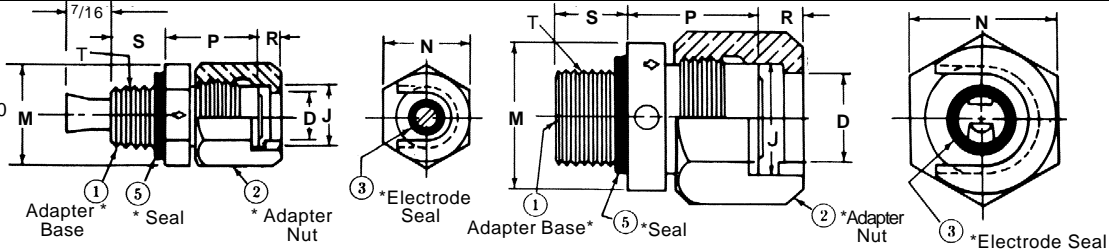
#### NUMBER 2 and 4 SIZES

### SURFACE MOUNTED ADAPTERS



### THREADED ADAPTERS

May be used with 100-200 and 300 Series Holders to make "Nu-Twist"® Holder.

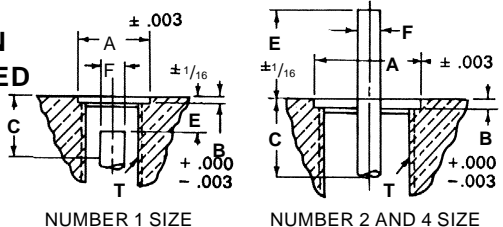


#### ADAPTER BASES ARE CMW® 3 MATERIAL

ADAPTER ASSEMBLY NUMBER	ADAPTER SIZE													① Adapter Base	② Adapter Nut	③ Electrode Seal	⑤ Seal	
	Surface Mounted	Threaded	D	J	M	N	P	R	S	T	U	W	X					Y
1 18-801	—	1/2	5/8	1	7/8	1 1/4	15/16	1/4	9/16	5/8-18	1 1/2	1 5/32	2 1/32	No. 10-24 Scr.	18-80110	18-80110	18-10060-5	18-10060-11
1 —	18-811	15/16	1 1/8	1 1/2	1 1/2	1 13/16	1 5/16	7/16	3/4	1-14	2 1/2	2	—	No. 1/4-20 Scr.	18-80210	18-80210	18-10060-1	18-10060-17
2 18-802	—	1 7/16	1 5/8	2	2	1 13/16	1 5/16	3/4	1 1/2-12	—	—	—	—	No. 1/4-20 Scr.	18-80410	18-80410	18-10061-10	18-10060-17
2 —	18-812	1 7/16	1 5/8	2	2	1 13/16	1 5/16	3/4	1 1/2-12	—	—	—	—	—	18-81210	18-80250	18-10061-10	18-10060-17
4 18-804	—	1 7/16	1 5/8	2	2	1 13/16	1 5/16	3/4	1 1/2-12	—	—	—	—	No. 1/4-20 Scr.	18-80410	18-80450	18-10061-14	18-10060-25
4 —	18-814	1 7/16	1 5/8	2	2	1 13/16	1 5/16	3/4	1 1/2-12	—	—	—	—	—	18-81410	18-80450	18-10061-14	18-10060-25

"Nu-Twist"® • Holders are available by combining Adapter 18-811 or 18-812 with holders shown on pages 29, 30 and 31  
Non-Stock Holder Designs are available for use with 18-814.

### MOUNTING INFORMATION FOR THREADED ADAPTERS



SIZE	THREADED ADAPTER ASSEMBLY NO.	A Dia. ±.003	B +.000 -0.003	C Min.	E ±1/16	F Dia.	T
1	18-811	.750	.083	5/8	3/8	.244	5/8-18
2	18-812	1.126	.113	13/16	15/16	.244	1-14
4	18-814	1.626	.173	13/16	15/16	.375	1 1/2-12

Adapters of other sizes are available on request.